

# Dementia Help Now Phone App: Quick Setup Guide for iPhone & iPad

01.

Find the App Store icon on your phone and press it.


It looks like this:



02.

If you can't find it, search for the "app store" in your app library.

On your iPhone, go to your home screen (the screen with all the apps) and swipe left until you get to the end - this is where you'll see your app library page and you can search at the top.

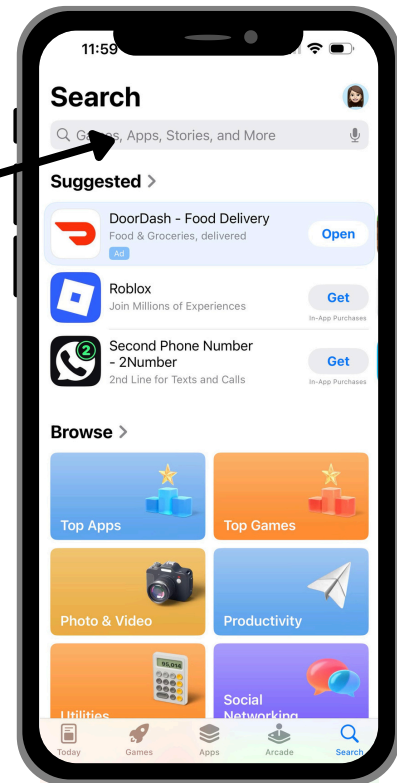


# Dementia Help Now Phone App: Quick Setup Guide for iPhone & iPad

03.

Once the App Store is open, press in the “search” bar, and type “Dementia help now”

After searching, scroll down and find the app named “Dementia Help Now.” You may need to scroll down a bit to find it.



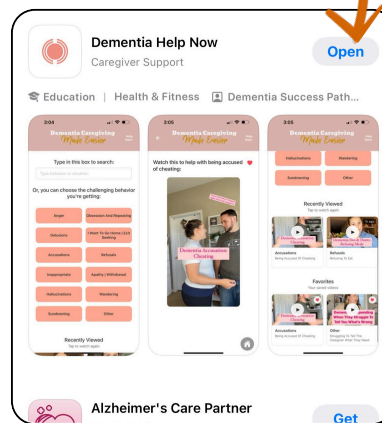
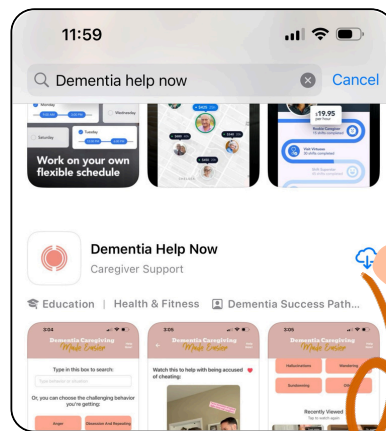
04.

Verify our logo and then press the button that looks like this:



You may need to wait a minute for it to finish downloading and install. The button will change from the download icon to say “open” once the app is ready.


Do not spend money - it’s free to download. Make sure you are seeing this logo:



# Dementia Help Now Phone App: Quick Setup Guide for iPhone & iPad

05.

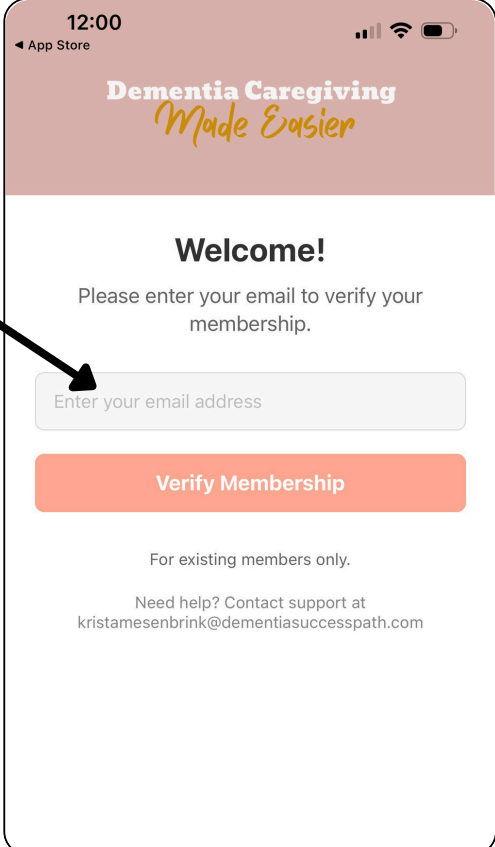
Once its on your home screen, swipe left until you find the app and then go ahead and select it



06.

Then enter the email associated with your Dementia Caregiving Made Easier membership to use the app.

**You do not need your password** - the app will check the email you enter to see if it is associated with an active membership, and if it is, you'll get right in!

A screenshot of a mobile app interface. At the top, the status bar shows '12:00' and 'App Store'. Below that is a header with the text 'Dementia Caregiving Made Easier' in a mix of bold and script fonts. The main content area has a 'Welcome!' heading, followed by the text 'Please enter your email to verify your membership.' Below this is a light grey input field with the placeholder text 'Enter your email address'. Underneath the input field is an orange button with the text 'Verify Membership'. At the bottom, there is smaller text: 'For existing members only.' and 'Need help? Contact support at kristamesenbrink@dementiasuccesspath.com'. A black arrow points from the text in step 06 to the email input field.